

Thank you for purchasing the **BC-143** DESKTOP CHARGER.

The BC-143 charges a Ni-Cd battery pack in approx. 1–1.5 hrs. Please read these instructions thoroughly before operating the BC-143.

## CAUTION

- **⚠USE INDOORS ONLY! NEVER** expose the charger to rain, snow or any liquids.
- **NEVER** let metal, wire, etc. touch any internal part of the charger.
- **NEVER** incinerate used batteries. This may cause an explosion.
- **NEVER** use the charger when it is covered by objects which impede heat dispersal.
- Place the charger in a secure place to avoid inadvertent use by children.
- **AVOID** charging in conditions of extreme cold (under 10°C; +50°F) or extreme heat (over +40°C; +104°F). Batteries may not charge under extreme temperatures.
- Keep the charger away from TV sets or radios to prevent interference.
- **⚠NEVER** attempt to charge alkaline or dry cell batteries. They may burst causing damage and personal injury.

/// Make sure battery and charger contacts are always clean, otherwise batteries may not fully charge.


In order to get the maximum life out of your Ni-Cd batteries:

1. Avoid overcharging— batteries must be removed from the BC-143 to stop charging. Batteries should not be charged for more than 15 hours after the LED indicator turns green.
2. Use the batteries until they become almost completely exhausted under normal conditions.

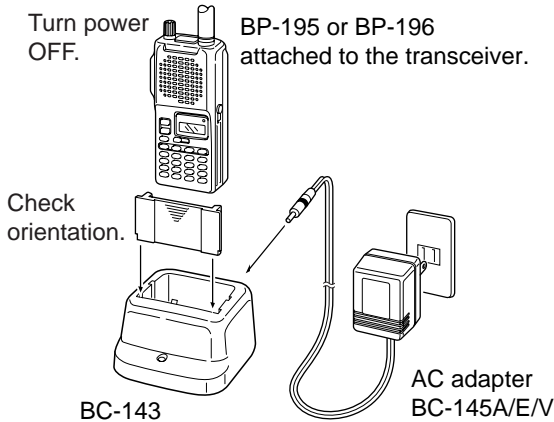
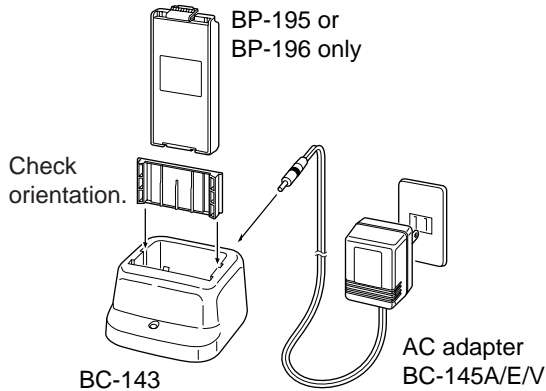
/// If your batteries seem to have no capacity even after being fully charged, completely discharge them, then fully charge them again. If they still do not retain a charge (or very little), new batteries must be purchased.

/// **NOTE:** The charger charges a battery pack to a specified level, not a completed level, to prevent over charging. Leave the battery pack in the charger for a few more hours (up to 15 hours; depending on battery condition) after the LED indicator turns green, to charge the battery completely.

### **Recycling information (U.S.A. only)**

 The battery (BP-195 or BP-196) that you have purchased is recyclable. At the end of its life, under various state and local laws, it may be illegal to dispose of this battery into the municipal waste stream. Call 1-800-822-8837 for battery recycling options in your area or contact your dealer.

## BATTERY PACK CHARGING



### • Approx. charging period

- BP-195 : 1 hour
- BP-196 : 1.5 hours

**///** Battery pack **MUST BE** removed from the charger to stop charging. Remove battery pack after 15 hours of charging.

### • LED indication

Lighting color	Description	Charging current
Orange	During rapid charging	700 mA±10%
Green	Rapid charging is completed (still charging in trickle charging mode)	30 mA±10 mA

\*When the LED indicator does not light even a battery pack is inserted properly, the battery pack may have a problem. However, the LED flashes orange, it is not a malfunction.